

# Bent Drapery Tracks Measurement Form

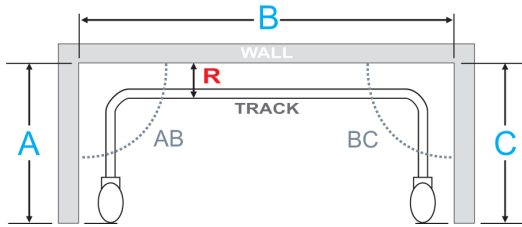
**PLEASE NOTE:** Polar Shades requires the measurement of the wall not the track.

The following dimensions are shown from the top view of the track and show various wall designs.

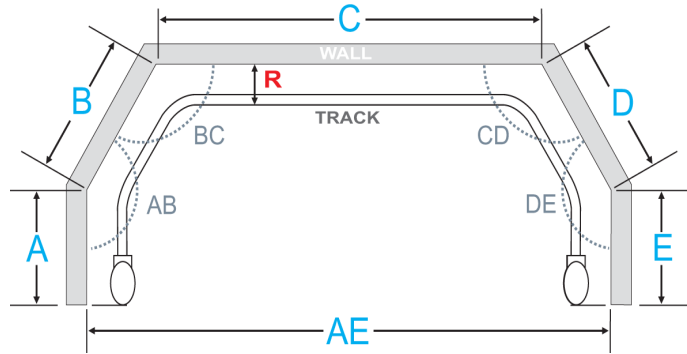
1. Choose the design that best fits your room setup.
2. Provide all of the proper wall measurements and degrees of all angles.
3. Provide the Return measurement "R" (distance from wall to front of drapery track as shown) and submit.

NOTE: When fabricating your drapery, please add 1.5" to your return.

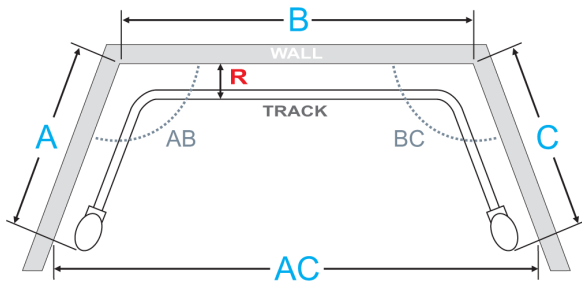
## Style 1 Measurements



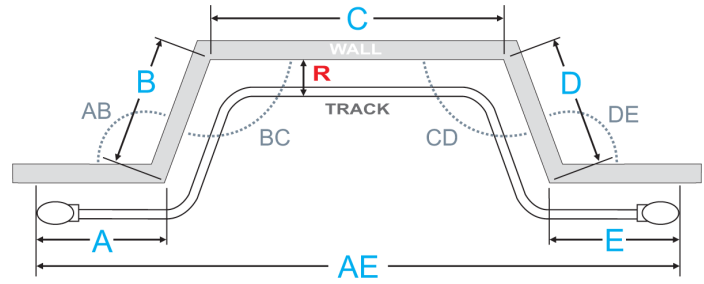
## Style 2 Measurements



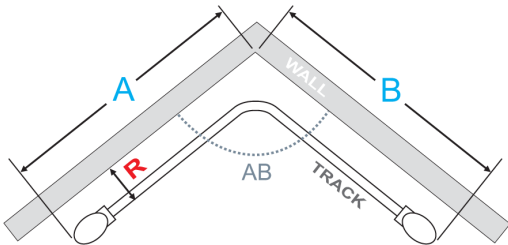
## Style 3 Measurements



## Style 4 Measurements



## Style 5 Measurements



Unless stated, measurements given are wall measurements and Polar Shades will make allowances.

TRACK 1		TRACK 2	
Style	Degree of Bend	Style	Degree of Bend
A	AB	A	AB
B	BC	B	BC
C	CD	C	CD
D	DE	D	DE
E		E	
AC	"R" Dimension	AC	"R" Dimension
AE		AE	

NOTE: Orders for bent tracks will not be accepted without a signed copy of this form accompanied by the Drapery Order Form.

NOTE: Polar Shades includes a center splice every 16' of track. Please indicate in the "SPECIAL INSTRUCTIONS" section of the Drapery Order Form if your requirements differ from Polar Shades' standard.

Date: _____	Notes: _____
Company Name: _____	_____
Contact Name: _____	_____
P.O. # _____	_____
Print Name: _____	Title: _____
Signature: _____	Date: _____