

DONGWON INDUSTRY USA LLC ACOUSTICAL PERFORMANCE TEST REPORT

SCOPE OF WORK

ASTM C423 SOUND ABSORPTION TESTING ON ROLLER SHADE SCREEN FABRIC

REPORT NUMBER

L0012.01-113-11-R0

TEST DATE

05/29/20

ISSUE DATE

06/12/20

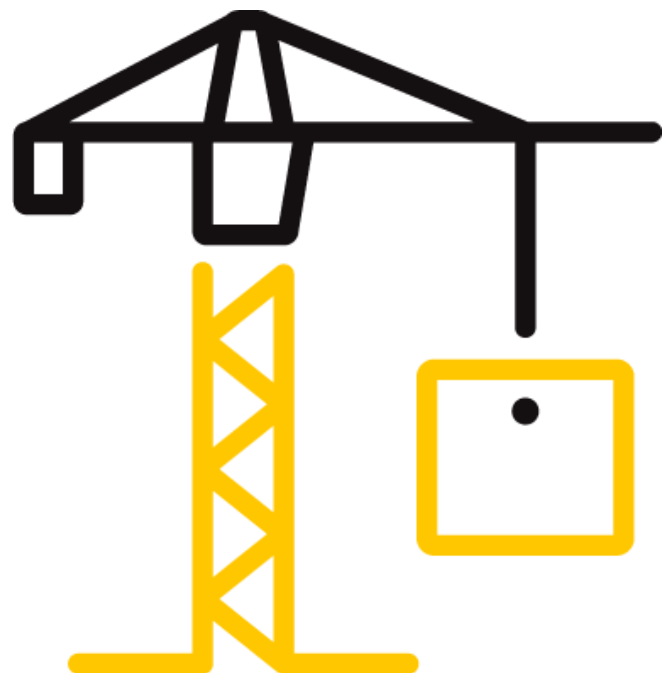
PAGES

21

DOCUMENT CONTROL NUMBER

RT-R-AMER-Test-2755 (01/24/19)

© 2017 INTERTEK



TEST REPORT FOR DONGWON INDUSTRY USA LLC

Report No.: L0012.01-113-11-R0

Date: 06/12/20

REPORT ISSUED TO DONGWON INDUSTRY USA LLC

80 Industrial Road, Suite D
Lodi, New Jersey 07644

SECTION 1 SCOPE

Intertek Building & Construction (B&C) was contracted by DongWon Industry USA LLC to perform a sound absorption test. Results obtained are tested values and were secured by using the designated test methods. The complete test data is included herein. The client provided the test specimen. All measurements were conducted in the HT test chambers at Intertek B&C located in York, Pennsylvania.

This report does not constitute certification of this product nor an opinion or endorsement by this laboratory. Intertek B&C will service this report for the entire test record retention period. The test record retention period ends four years after the test date. Test records, such as detailed drawings, datasheets, representative samples of test specimens, or other pertinent project documentation, will be retained for the entire test record retention period.

For INTERTEK B&C:

COMPLETED BY:	Zachary P. Golden	REVIEWED BY:	Todd D. Kister
TITLE:	Technician Team Leader Acoustical Testing	TITLE:	Laboratory Manager Acoustical Testing
SIGNATURE:		SIGNATURE:	
DATE:	06/12/20	DATE:	06/12/20

ZPG:jmcs

This report is for the exclusive use of Intertek's Client and is provided pursuant to the agreement between Intertek and its Client. Intertek's responsibility and liability are limited to the terms and conditions of the agreement. Intertek assumes no liability to any party, other than to the Client in accordance with the agreement, for any loss, expense or damage occasioned by the use of this report. Only the Client is authorized to permit copying or distribution of this report and then only in its entirety. Any use of the Intertek name or one of its marks for the sale or advertisement of the tested material, product or service must first be approved in writing by Intertek. The observations and test results in this report are relevant only to the sample(s) tested. This report by itself does not imply that the material, product, or service is or has ever been under an Intertek certification program.



TEST REPORT FOR DONGWON INDUSTRY USA LLC

Report No.: L0012.01-113-11-R0

Date: 06/12/20

SECTION 2

SUMMARY OF TEST RESULTS

SAMPLE TYPE	Roller shade screen fabric
MOUNTING TYPE	G

DECIPTION		30DN 1%						
DATA FILE NO.	1/3 OCTAVE SOUND ABSORPTION COEFFICIENTS AT THE OCTAVE BAND FREQUENCIES						NRC	SAA
	125	250	500	1000	2000	4000		
L0012.01A	0.00	0.16	0.57	0.82	0.63	0.54	0.55	0.56

DECIPTION		30DN 3%						
DATA FILE NO.	1/3 OCTAVE SOUND ABSORPTION COEFFICIENTS AT THE OCTAVE BAND FREQUENCIES						NRC	SAA
	125	250	500	1000	2000	4000		
L0012.01B	0.00	0.04	0.10	0.29	0.20	0.20	0.15	0.17

DECIPTION		30DN 5%						
DATA FILE NO.	1/3 OCTAVE SOUND ABSORPTION COEFFICIENTS AT THE OCTAVE BAND FREQUENCIES						NRC	SAA
	125	250	500	1000	2000	4000		
L0012.01C	0.00	0.02	0.07	0.20	0.13	0.16	0.10	0.11

DECIPTION		30DN 10%						
DATA FILE NO.	1/3 OCTAVE SOUND ABSORPTION COEFFICIENTS AT THE OCTAVE BAND FREQUENCIES						NRC	SAA
	125	250	500	1000	2000	4000		
L0012.01D	0.00	0.02	0.02	0.09	0.07	0.12	0.05	0.06

DECIPTION		30GDD 1%						
DATA FILE NO.	1/3 OCTAVE SOUND ABSORPTION COEFFICIENTS AT THE OCTAVE BAND FREQUENCIES						NRC	SAA
	125	250	500	1000	2000	4000		
L0012.01E	0.00	0.13	0.38	0.70	0.53	0.51	0.45	0.44

TEST REPORT FOR DONGWON INDUSTRY USA LLC

Report No.: L0012.01-113-11-R0

Date: 06/12/20

DESCRIPTION		30GDD 3%						
DATA FILE NO.	1/3 OCTAVE SOUND ABSORPTION COEFFICIENTS AT THE OCTAVE BAND FREQUENCIES						NRC	SAA
	125	250	500	1000	2000	4000		
L0012.01F	0.00	0.05	0.14	0.33	0.24	0.22	0.20	0.20

SECTION 3

TEST METHODS

The specimens were evaluated in accordance with the following:

ASTM C423-17, *Standard Test Method for Sound Absorption and Sound Absorption Coefficients by the Reverberation Room Method*

ASTM E795-16, *Standard Practices for Mounting Test Specimens During Sound Absorption Tests*

SECTION 4

SPECIMEN MOUNTING

For the Type G mounting, the test specimen was fabric hung from a solid beam parallel to the test surface. The specimen was hung 75 mm (3") from the test surface.

TEST REPORT FOR DONGWON INDUSTRY USA LLC

Report No.: L0012.01-113-11-R0

Date: 06/12/20

**SECTION 5
EQUIPMENT**

The equipment listed below meets the requirements of the test methods stated in Section 3 of this report.

INSTRUMENT	MANUFACTURER	MODEL	DESCRIPTION	ASSET #	CAL DATE
Data Acquisition Card	National Instruments	PXI-4462	Data Acquisition Card	63763-3*	04/20
Data Acquisition Card	National Instruments	PXI-4462	Data Acquisition Card	65125*	05/20
Data Acquisition Card	National Instruments	PXI-4462	Data Acquisition Card	65126*	05/20
Receive Room Microphone	PBC Piezotronics	378B20	Microphone and Preamplifier	64907	01/20
Receive Room Microphone	PCB Piezotronics	378B20	Microphone and Preamplifier	64908	01/20
Receive Room Microphone	PCB Piezotronics	378B20	Microphone and Preamplifier	64909	01/20
Receive Room Microphone	PCB Piezotronics	378B20	Microphone and Preamplifier	64910	01/20
Receive Room Microphone	PCB Piezotronics	378B20	Microphone and Preamplifier	64911	10/19
Receive Room Environmental Indicator	Comet	T7510	Receive Room	64915	01/20
Microphone Calibrator	Norsonic	1251	Acoustical Calibrator	Y002919	04/20

*- Note: The calibration frequency for this equipment is every two years per the manufacturer's recommendation.

TEST CHAMBER

	VOLUME	DESCRIPTION
RECEIVE ROOM	234 m ³	Rotating vane and stationary diffusers Temperature and humidity controlled Isolation pads under the floor

TEST REPORT FOR DONGWON INDUSTRY USA LLC

Report No.: L0012.01-113-11-R0

Date: 06/12/20

SECTION 6

LIST OF OFFICIAL OBSERVERS

NAME	COMPANY
Zachary Golden	Intertek B&C

SECTION 7

TEST PROCEDURE

The sensitivity of the microphones was checked before measurements were conducted. Empty room sound absorption measurements were conducted before the specimen was installed. Full room sound absorption measurements were conducted after the specimen was installed.

For the empty and full room measurements, ten decay measurements were conducted at each of the five microphone positions. Data was obtained at 1/3 octave band frequencies ranging from 80 to 5000 hertz. The air temperature and relative humidity conditions were monitored and recorded during the measurements.

Intertek B&C will store samples of test specimens for four years.

SECTION 8

TEST CALCULATIONS

The Sound Absorption Coefficient is the full room absorption minus the empty room absorption divided by the area of the sample in m². The Sound Absorption Coefficient is dimensionless.

The Noise Reduction Coefficient (NRC) rating is the arithmetic average of the sound absorption coefficients at 250, 500, 1000 and 2000 hertz. The average is rounded to the nearest multiple of 0.05.

The Sound Absorption Average (SAA) rating is the arithmetic average of the sound absorption coefficients at the frequencies ranging from 200 to 2500 hertz. The average is rounded to the nearest multiple of 0.01.

TEST REPORT FOR DONGWON INDUSTRY USA LLC

Report No.: L0012.01-113-11-R0

Date: 06/12/20

SECTION 9

TEST SPECIMEN DESCRIPTION

SAMPLE TYPE	Roller shade screen fabric
MOUNTING TYPE	G

The fabric was arranged to produce, 2.79 m by 2.51 m (110" by 99") test specimen.

TEST OPTION	DESCRIPTION	THICKNESS	WEIGHT	TOTAL WIEGHT
L0012.01A	30DN 1%	0.61 mm 0.024"	5.22 kg/m ² 1.07 lbs/ft ²	36.74 kg 81 lbs
L0012.01B	30DN 3%	0.61 mm 0.024"	3.95 kg/m ² 0.81 lbs/ft ²	27.67 kg 61 lbs
L0012.01C	30DN 5%	0.56 mm 0.022"	3.95 kg/m ² 0.81 lbs/ft ²	27.67 kg 61 lbs
L0012.01D	30DN 10%	0.51 mm 0.020"	3.27 kg/m ² 0.67 lbs/ft ²	23.13 kg 51 lbs
L0012.01E	30GDD 1%	0.64 mm 0.025"	4.59 kg/m ² 0.94 lbs/ft ²	32.21 kg 71 lbs
L0012.01F	30GDD 3%	0.66 mm 0.026"	3.95 kg/m ² 0.81 lbs/ft ²	27.67 kg 61 lbs

Photographs are included in Section 11.

The client did not supply a report drawing of the test specimen.

TEST REPORT FOR DONGWON INDUSTRY USA LLC

Report No.: L0012.01-113-11-R0

Date: 06/12/20

SECTION 10
TEST RESULTS

L0012.01A DATA

TECHNICIAN	Zachary Golden	
SPECIMEN AREA	7.03 m ²	
MOUNTING TYPE	G	
	EMPTY	FULL
TEMP °C	21.7	22.3
RH %	46	48
B.P. (mb)	986	982

FREQ (Hz)	EMPTY ROOM ABSORPTION (m ²)	UNCERTAINTY	FULL ROOM ABSORPTION (m ²)	UNCERTAINTY	ABSORPTION COEFFICIENT	RELATIVE UNCERTAINTY
80	5.29	0.487	5.42	0.523	0.02	0.102
100	5.31	0.520	5.53	0.477	0.03	0.100
125	5.59	0.388	5.56	0.297	0.00	0.070
160	5.22	0.142	5.32	0.205	0.01	0.036
200	4.80	0.060	5.44	0.112	0.09	0.018
250	5.17	0.109	6.29	0.181	0.16	0.030
315	5.46	0.075	7.69	0.083	0.32	0.016
400	5.58	0.047	8.69	0.063	0.44	0.011
500	5.74	0.037	9.78	0.303	0.57	0.044
630	5.24	0.014	10.20	0.029	0.71	0.005
800	5.33	0.033	10.90	0.018	0.79	0.005
1000	5.46	0.027	11.19	0.027	0.82	0.005
1250	5.77	0.032	11.44	0.039	0.81	0.007
1600	5.83	0.019	11.09	0.022	0.75	0.004
2000	5.82	0.013	10.23	0.052	0.63	0.008
2500	6.12	0.008	10.58	0.149	0.63	0.021
3150	6.54	0.011	10.75	0.017	0.60	0.003
4000	7.13	0.004	10.95	0.013	0.54	0.002
5000	7.81	0.009	11.18	0.006	0.48	0.002

NRC RATING	0.55	<i>(Noise Reduction Coefficient)</i>
SAA RATING	0.56	<i>(Sound Absorption Average)</i>

Notes:

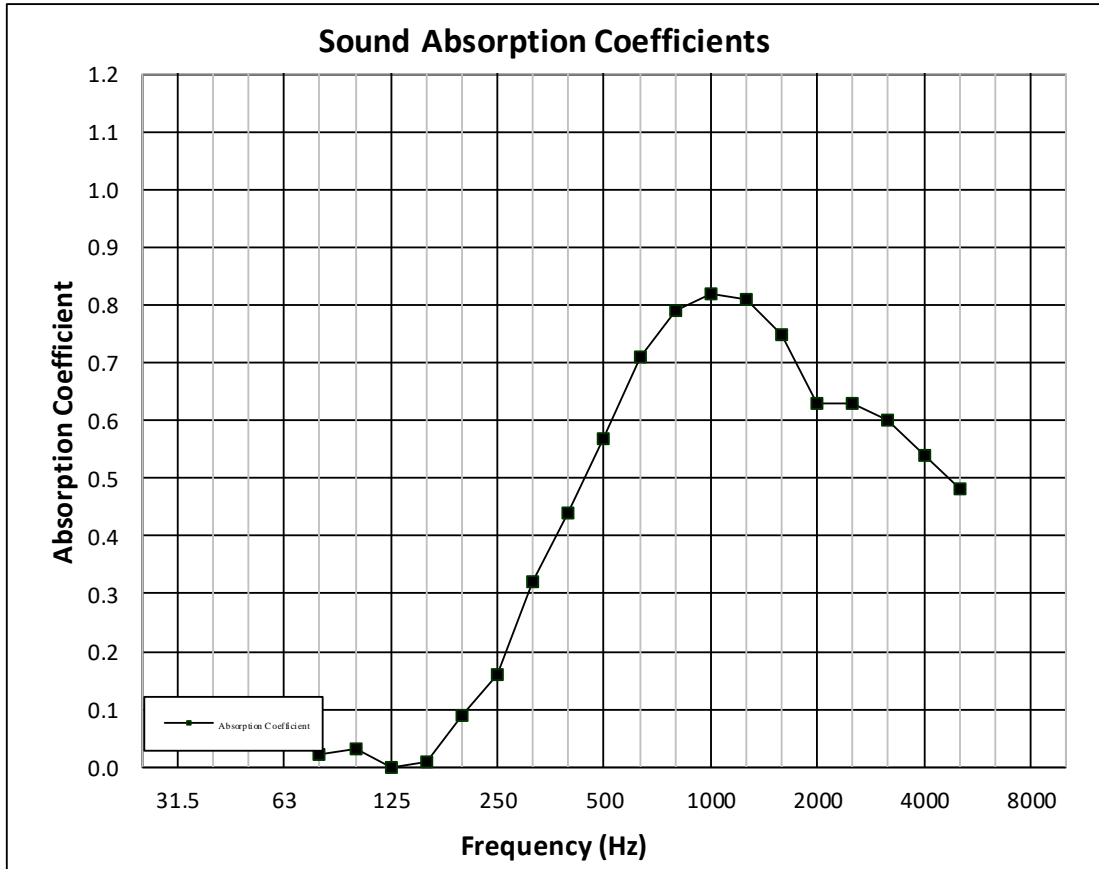
- 1) The NRC rating is the arithmetic average of the sound absorption coefficients at 250, 500, 1000, and 2000 hertz. The average is rounded to the nearest multiple of 0.05.
- 2) The SAA rating is the arithmetic average of the sound absorption coefficients at the frequencies ranging from 200 to 2500 hertz. The average is rounded to the nearest multiple of 0.01.

TEST REPORT FOR DONGWON INDUSTRY USA LLC

Report No.: L0012.01-113-11-R0

Date: 06/12/20

L0012.01A GRAPH



TEST REPORT FOR DONGWON INDUSTRY USA LLC

Report No.: L0012.01-113-11-R0

Date: 06/12/20

L0012.01B DATA

TECHNICIAN	Zachary Golden	
SPECIMEN AREA	7.03 m ²	
MOUNTING TYPE	G	
	EMPTY	FULL
TEMP °C	21.7	22.7
RH %	46	47
B.P. (mb)	986	983

FREQ (Hz)	EMPTY ROOM ABSORPTION (m ²)	UNCERTAINTY	FULL ROOM ABSORPTION (m ²)	UNCERTAINTY	ABSORPTION COEFFICIENT	RELATIVE UNCERTAINTY
80	5.29	0.487	5.32	0.565	0.00	0.106
100	5.31	0.520	5.49	0.720	0.03	0.126
125	5.59	0.388	5.59	0.716	0.00	0.116
160	5.22	0.142	5.23	0.190	0.00	0.034
200	4.80	0.060	5.02	0.116	0.03	0.019
250	5.17	0.109	5.46	0.192	0.04	0.031
315	5.46	0.075	5.97	0.069	0.07	0.014
400	5.58	0.047	6.10	0.061	0.07	0.011
500	5.74	0.037	6.47	0.228	0.10	0.033
630	5.24	0.014	6.49	0.057	0.18	0.008
800	5.33	0.033	7.02	0.035	0.24	0.007
1000	5.46	0.027	7.49	0.037	0.29	0.007
1250	5.77	0.032	7.95	0.026	0.31	0.006
1600	5.83	0.019	7.76	0.029	0.28	0.005
2000	5.82	0.013	7.21	0.027	0.20	0.004
2500	6.12	0.008	7.60	0.267	0.21	0.038
3150	6.54	0.011	7.96	0.006	0.20	0.002
4000	7.13	0.004	8.51	0.012	0.20	0.002
5000	7.81	0.009	8.89	0.011	0.15	0.002

NRC RATING	0.15	<i>(Noise Reduction Coefficient)</i>
SAA RATING	0.17	<i>(Sound Absorption Average)</i>

Notes:

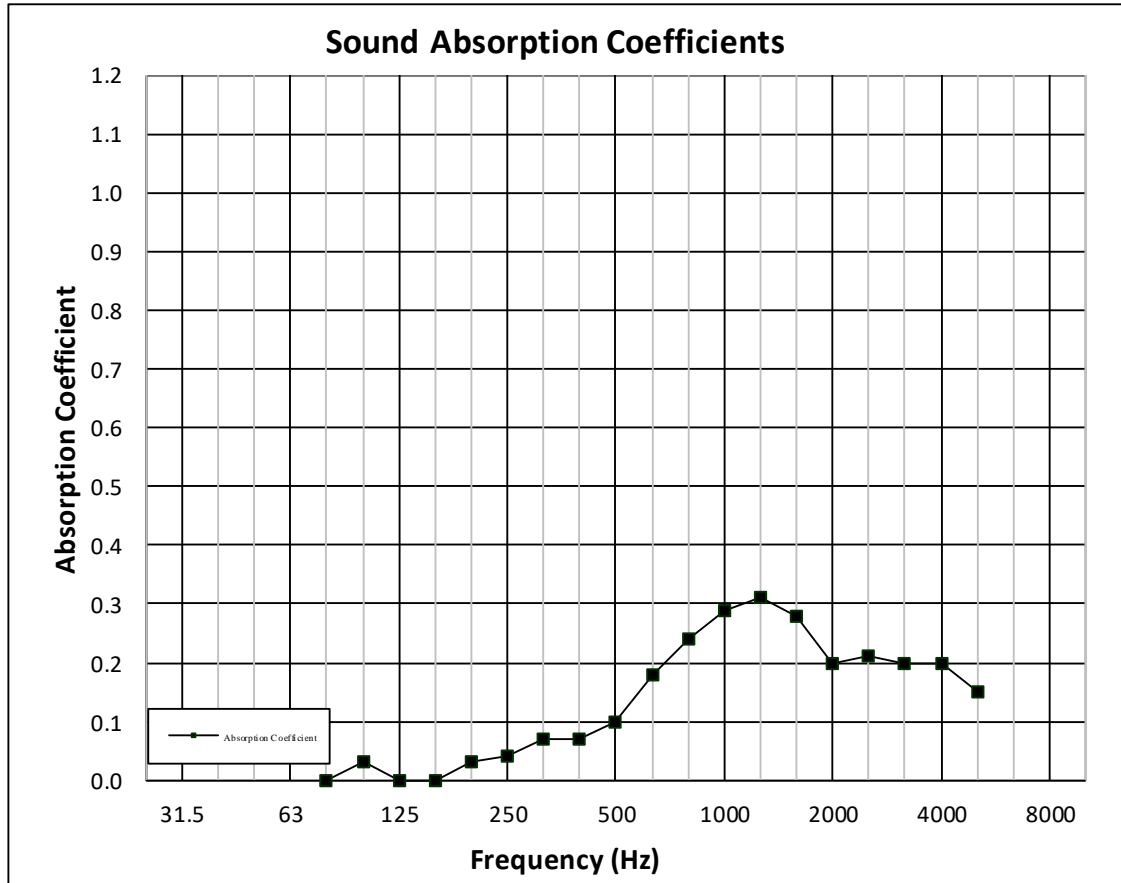
- 1) The NRC rating is the arithmetic average of the sound absorption coefficients at 250, 500, 1000, and 2000 hertz. The average is rounded to the nearest multiple of 0.05.
- 2) The SAA rating is the arithmetic average of the sound absorption coefficients at the frequencies ranging from 200 to 2500 hertz. The average is rounded to the nearest multiple of 0.01.

TEST REPORT FOR DONGWON INDUSTRY USA LLC

Report No.: L0012.01-113-11-R0

Date: 06/12/20

L0012.01B GRAPH



TEST REPORT FOR DONGWON INDUSTRY USA LLC

Report No.: L0012.01-113-11-R0

Date: 06/12/20

L0012.01C DATA

TECHNICIAN	Zachary Golden	
SPECIMEN AREA	7.03 m ²	
MOUNTING TYPE	G	
	EMPTY	FULL
TEMP °C	21.7	21.9
RH %	46	48
B.P. (mb)	986	985

FREQ (Hz)	EMPTY ROOM ABSORPTION (m ²)	UNCERTAINTY	FULL ROOM ABSORPTION (m ²)	UNCERTAINTY	ABSORPTION COEFFICIENT	RELATIVE UNCERTAINTY
80	5.29	0.487	5.30	0.533	0.00	0.103
100	5.31	0.520	5.46	0.433	0.02	0.096
125	5.59	0.388	5.59	0.511	0.00	0.091
160	5.22	0.142	5.24	0.130	0.00	0.027
200	4.80	0.060	4.94	0.114	0.02	0.018
250	5.17	0.109	5.34	0.101	0.02	0.021
315	5.46	0.075	5.73	0.042	0.04	0.012
400	5.58	0.047	5.90	0.061	0.05	0.011
500	5.74	0.037	6.24	0.249	0.07	0.036
630	5.24	0.014	6.09	0.036	0.12	0.006
800	5.33	0.033	6.43	0.046	0.16	0.008
1000	5.46	0.027	6.84	0.013	0.20	0.004
1250	5.77	0.032	7.27	0.024	0.21	0.006
1600	5.83	0.019	7.12	0.011	0.18	0.003
2000	5.82	0.013	6.72	0.033	0.13	0.005
2500	6.12	0.008	7.29	0.287	0.17	0.041
3150	6.54	0.011	7.64	0.010	0.16	0.002
4000	7.13	0.004	8.27	0.010	0.16	0.002
5000	7.81	0.009	8.80	0.003	0.14	0.001

NRC RATING	0.10	<i>(Noise Reduction Coefficient)</i>
SAA RATING	0.11	<i>(Sound Absorption Average)</i>

Notes:

1) The NRC rating is the arithmetic average of the sound absorption coefficients at 250, 500, 1000, and 2000 hertz. The average is rounded to the nearest multiple of 0.05.

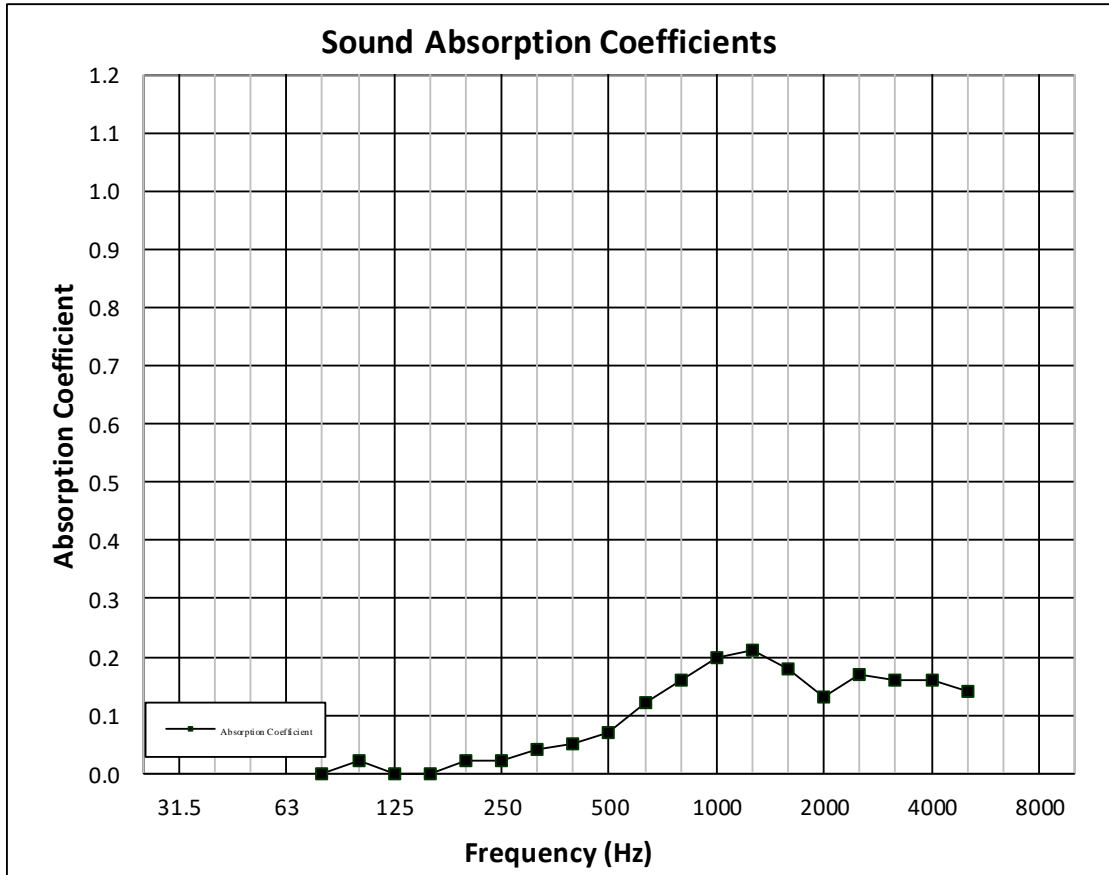
2) The SAA rating is the arithmetic average of the sound absorption coefficients at the frequencies ranging from 200 to 2500 hertz. The average is rounded to the nearest multiple of 0.01.

TEST REPORT FOR DONGWON INDUSTRY USA LLC

Report No.: L0012.01-113-11-R0

Date: 06/12/20

L0012.01C GRAPH



TEST REPORT FOR DONGWON INDUSTRY USA LLC

Report No.: L0012.01-113-11-R0

Date: 06/12/20

L0012.01D DATA

TECHNICIAN	Zachary Golden	
SPECIMEN AREA	7.03 m ²	
MOUNTING TYPE	G	
	EMPTY	FULL
TEMP °C	21.7	22.0
RH %	46	45
B.P. (mb)	986	984

FREQ (Hz)	EMPTY ROOM ABSORPTION (m ²)	UNCERTAINTY	FULL ROOM ABSORPTION (m ²)	UNCERTAINTY	ABSORPTION COEFFICIENT	RELATIVE UNCERTAINTY
80	5.29	0.487	5.33	0.514	0.00	0.101
100	5.31	0.520	5.41	0.410	0.01	0.094
125	5.59	0.388	5.56	0.497	0.00	0.090
160	5.22	0.142	5.16	0.108	0.00	0.025
200	4.80	0.060	4.85	0.090	0.01	0.015
250	5.17	0.109	5.30	0.077	0.02	0.019
315	5.46	0.075	5.57	0.045	0.02	0.012
400	5.58	0.047	5.68	0.061	0.01	0.011
500	5.74	0.037	5.90	0.228	0.02	0.033
630	5.24	0.014	5.64	0.038	0.06	0.006
800	5.33	0.033	5.82	0.026	0.07	0.006
1000	5.46	0.027	6.07	0.036	0.09	0.006
1250	5.77	0.032	6.46	0.025	0.10	0.006
1600	5.83	0.019	6.48	0.035	0.09	0.006
2000	5.82	0.013	6.28	0.064	0.07	0.009
2500	6.12	0.008	6.92	0.293	0.11	0.042
3150	6.54	0.011	7.19	0.011	0.09	0.002
4000	7.13	0.004	7.96	0.006	0.12	0.001
5000	7.81	0.009	8.66	0.009	0.12	0.002

NRC RATING	0.05	(Noise Reduction Coefficient)
SAA RATING	0.06	(Sound Absorption Average)

Notes:

1) The NRC rating is the arithmetic average of the sound absorption coefficients at 250, 500, 1000, and 2000 hertz. The average is rounded to the nearest multiple of 0.05.

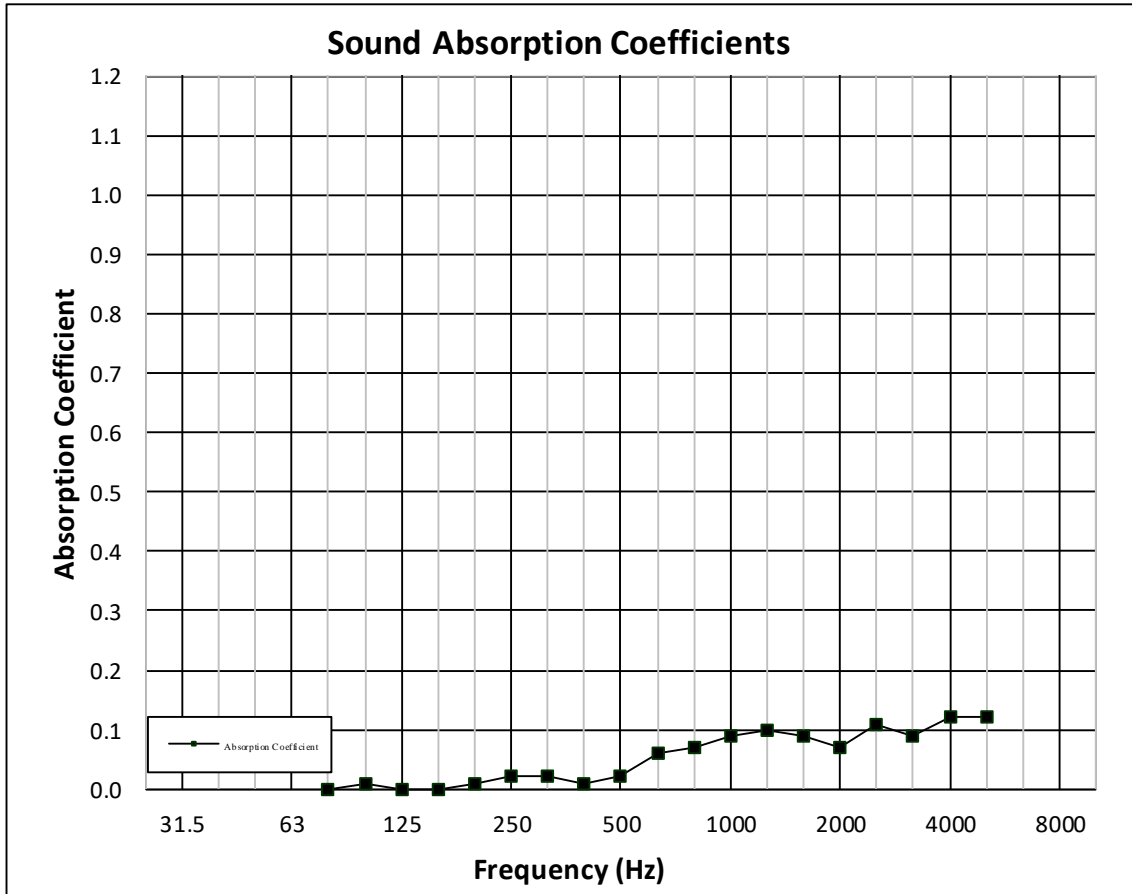
2) The SAA rating is the arithmetic average of the sound absorption coefficients at the frequencies ranging from 200 to 2500 hertz. The average is rounded to the nearest multiple of 0.01.

TEST REPORT FOR DONGWON INDUSTRY USA LLC

Report No.: L0012.01-113-11-R0

Date: 06/12/20

L0012.01D GRAPH



TEST REPORT FOR DONGWON INDUSTRY USA LLC

Report No.: L0012.01-113-11-R0

Date: 06/12/20

L0012.01E DATA

TECHNICIAN	Zachary Golden	
SPECIMEN AREA	7.03 m ²	
MOUNTING TYPE	G	
	EMPTY	FULL
TEMP °C	21.7	22.1
RH %	46	48
B.P. (mb)	986	983

FREQ (Hz)	EMPTY ROOM ABSORPTION (m ²)	UNCERTAINTY	FULL ROOM ABSORPTION (m ²)	UNCERTAINTY	ABSORPTION COEFFICIENT	RELATIVE UNCERTAINTY
80	5.29	0.487	5.29	0.748	0.00	0.127
100	5.31	0.520	5.50	0.800	0.03	0.136
125	5.59	0.388	5.38	0.877	0.00	0.137
160	5.22	0.142	5.60	0.215	0.05	0.037
200	4.80	0.060	5.27	0.225	0.07	0.033
250	5.17	0.109	6.09	0.083	0.13	0.020
315	5.46	0.075	6.83	0.053	0.19	0.013
400	5.58	0.047	7.37	0.069	0.26	0.012
500	5.74	0.037	8.40	0.358	0.38	0.051
630	5.24	0.014	8.83	0.036	0.51	0.005
800	5.33	0.033	9.66	0.007	0.62	0.005
1000	5.46	0.027	10.36	0.021	0.70	0.005
1250	5.77	0.032	10.82	0.030	0.72	0.006
1600	5.83	0.019	10.38	0.015	0.65	0.003
2000	5.82	0.013	9.54	0.044	0.53	0.007
2500	6.12	0.008	9.73	0.186	0.51	0.027
3150	6.54	0.011	10.08	0.016	0.50	0.003
4000	7.13	0.004	10.70	0.011	0.51	0.002
5000	7.81	0.009	10.94	0.009	0.45	0.002

NRC RATING	0.45	<i>(Noise Reduction Coefficient)</i>
SAA RATING	0.44	<i>(Sound Absorption Average)</i>

Notes:

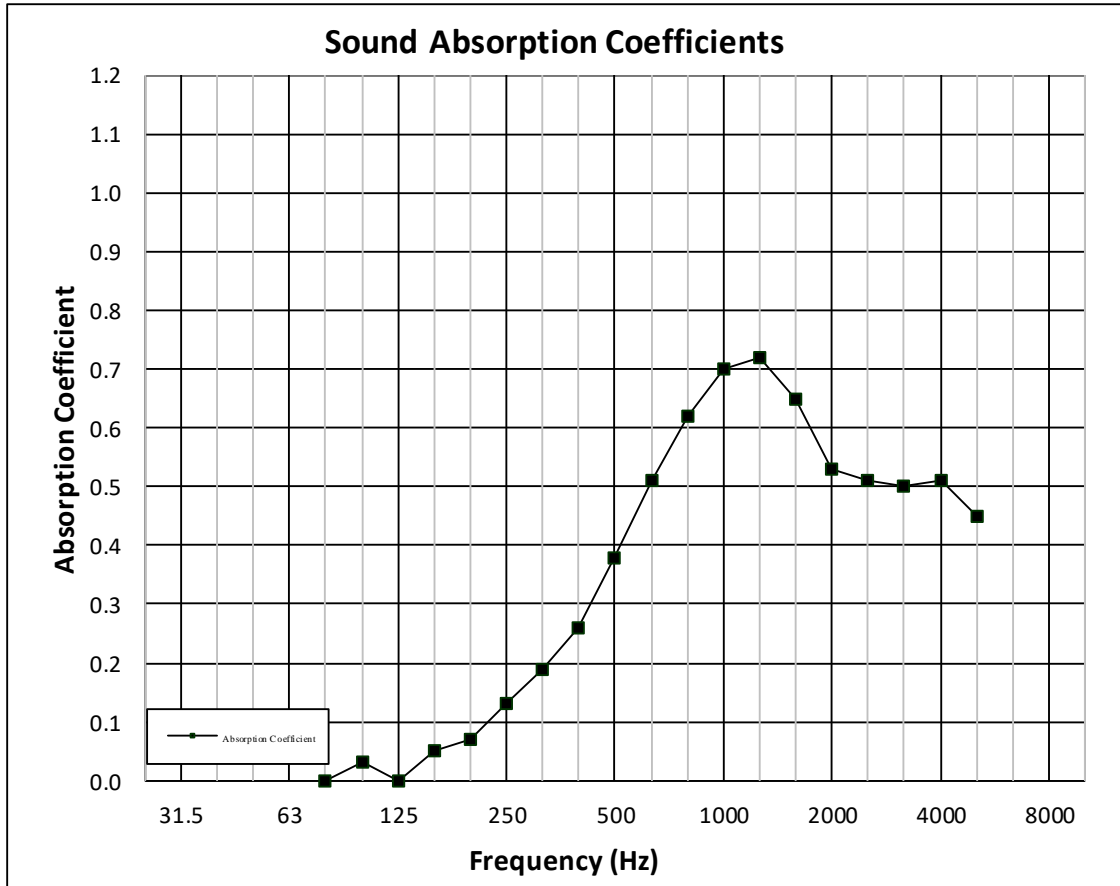
- 1) The NRC rating is the arithmetic average of the sound absorption coefficients at 250, 500, 1000, and 2000 hertz. The average is rounded to the nearest multiple of 0.05.
- 2) The SAA rating is the arithmetic average of the sound absorption coefficients at the frequencies ranging from 200 to 2500 hertz. The average is rounded to the nearest multiple of 0.01.

TEST REPORT FOR DONGWON INDUSTRY USA LLC

Report No.: L0012.01-113-11-R0

Date: 06/12/20

L0012.01E GRAPH



TEST REPORT FOR DONGWON INDUSTRY USA LLC

Report No.: L0012.01-113-11-R0

Date: 06/12/20

L0012.01F DATA

TECHNICIAN	Zachary Golden	
SPECIMEN AREA	7.03 m ²	
MOUNTING TYPE	G	
	EMPTY	FULL
TEMP °C	21.7	22.4
RH %	46	49
B.P. (mb)	986	984

FREQ (Hz)	EMPTY ROOM ABSORPTION (m ²)	UNCERTAINTY	FULL ROOM ABSORPTION (m ²)	UNCERTAINTY	ABSORPTION COEFFICIENT	RELATIVE UNCERTAINTY
80	5.29	0.487	5.23	0.580	0.00	0.108
100	5.31	0.520	5.43	0.300	0.02	0.085
125	5.59	0.388	5.59	0.448	0.00	0.084
160	5.22	0.142	5.27	0.090	0.01	0.024
200	4.80	0.060	5.03	0.108	0.03	0.018
250	5.17	0.109	5.51	0.093	0.05	0.020
315	5.46	0.075	6.00	0.059	0.08	0.014
400	5.58	0.047	6.28	0.026	0.10	0.008
500	5.74	0.037	6.70	0.250	0.14	0.036
630	5.24	0.014	6.76	0.029	0.22	0.005
800	5.33	0.033	7.28	0.022	0.28	0.006
1000	5.46	0.027	7.81	0.009	0.33	0.004
1250	5.77	0.032	8.28	0.020	0.36	0.005
1600	5.83	0.019	8.11	0.020	0.33	0.004
2000	5.82	0.013	7.49	0.035	0.24	0.005
2500	6.12	0.008	7.83	0.243	0.24	0.035
3150	6.54	0.011	8.09	0.003	0.22	0.002
4000	7.13	0.004	8.70	0.005	0.22	0.001
5000	7.81	0.009	8.97	0.004	0.16	0.001

NRC RATING	0.20	<i>(Noise Reduction Coefficient)</i>
SAA RATING	0.20	<i>(Sound Absorption Average)</i>

Notes:

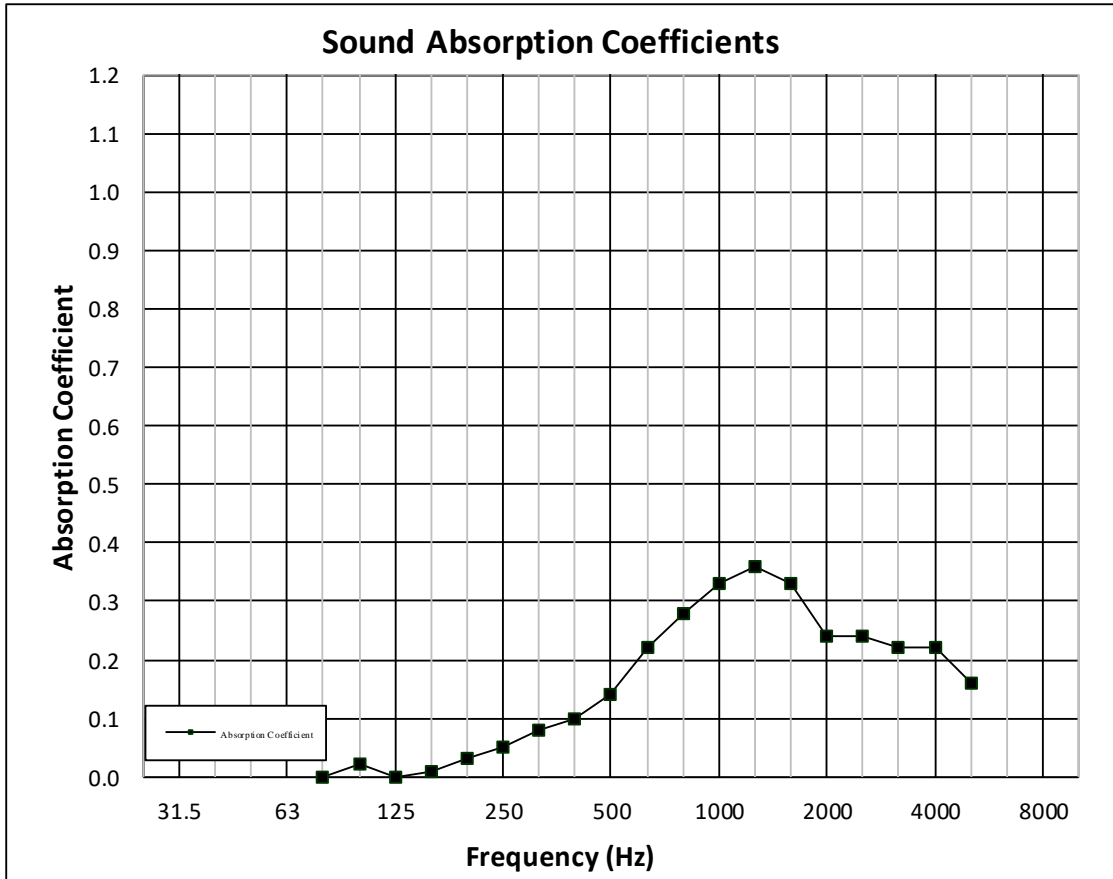
- 1) The NRC rating is the arithmetic average of the sound absorption coefficients at 250, 500, 1000, and 2000 hertz. The average is rounded to the nearest multiple of 0.05.
- 2) The SAA rating is the arithmetic average of the sound absorption coefficients at the frequencies ranging from 200 to 2500 hertz. The average is rounded to the nearest multiple of 0.01.

TEST REPORT FOR DONGWON INDUSTRY USA LLC

Report No.: L0012.01-113-11-R0

Date: 06/12/20

L0012.01F GRAPH



TEST REPORT FOR DONGWON INDUSTRY USA LLC

Report No.: L0012.01-113-11-R0

Date: 06/12/20

SECTION 11

PHOTOGRAPHS



Photo No. 1
View of Installed Test Specimen



Photo No. 2
Side View of Installed Test Specimen



Total Quality. Assured.

130 Derry Court
York, Pennsylvania 17406

Telephone: 717-764-7700
Facsimile: 717-764-4129
www.intertek.com/building

TEST REPORT FOR DONGWON INDUSTRY USA LLC

Report No.: L0012.01-113-11-R0

Date: 06/12/20

SECTION 12

REVISION LOG

REVISION #	DATE	PAGES	REVISION
0	06/12/20	N/A	Original Report Issue